

# LOOP FAMILY

Social seating and togetherness



**outsider**  
RETHINK URBAN SPACE



# MY VISION

## THE BIRTH OF LOOP

When I founded out-sider in the birth of LOOP I had a dream that one day we could have innovative urban furniture in new shapes and materials. An alternative to classic urban furniture with 4 steel legs and 6 wooden slats – but something better and different.

Through successful cooperation between out-sider and AART designers we formed the first product - and the mother of the family, LOOP Circle in 2007.

Throughout the years many new family members have followed and a complete configurable building system is a reality today. My dream came true.



Ib Mogensen  
out-sider a/s  
Founder & CEO

Photo: Matthias Süßen

# THE DESIGNERS – AART DESIGNERS

## AART DESIGNERS

is a Scandinavian design studio working closely with AART, an internationally acclaimed architectural practice based in Aarhus, Copenhagen, Oslo, and Stockholm. In 2007 AART teamed up with out-sider and designed LOOP, a piece of urban furniture as a part of Aarhus Festival. Inspired by traditional circular gathering points – the fireplace, thingstead, etc. The idea was to develop a piece of furniture that would invite people of all ages to meet, talk, or just have a break.

The result was a mobile unit with an intuitive shape, bright colour, and a welcoming warm, yet solid material. With its inviting, playful design, the original LOOP has been an instant success growing into a range of new products and colours. The LOOP series features a large number of modular elements providing infinite possibilities for creative, welcoming spaces and social interaction.

**AART**  
Designers



# LOOP FAMILY

## DESIGN/APPEARANCE

- Happy and rounded shapes
- Module based – many combinations
- 16 modules and 13 colours
- Danish design

## USAGE

- Social interaction between kids, young people, and adults
- Informal rest and stay
- Outdoor and indoor
- Temporary and moveable – or fixed to the ground/floor

## APPLICATION

- Child safe – no sharp edges
- No maintenance – only cleaning

## PRODUCTION & ENVIRONMENT

- Danish production
- Long lifespan and durable materials

## TÜV

Approved as playground equipment according to EN1176.  
[Except LOOP Cone].




## SUITABLE FOR RECYCLING


LOOP Family is made in PE 04 (specified Polyethylen code #4).



## COLOURS



Designing configurations in ViZU



The final result

# LOOP MODULES

PAGE  
8-11

CIRCLE



CIRCLE LIGHT



CIRCLE WITH TABLE



CIRCLE WITH BACKREST



PAGE  
12-17

ARC



CORNER



LINE



PLAYFIELD



PAGE  
18-21

HOPOP



HOPOP500



HOPOP500 LIGHT



UP



PAGE  
22-23

PICNIC H500



PICNIC UP



PAGE  
24-25

CONE TABLE



CONE  
PLANTER



PAGE  
26-27

BOA







**100% RECYCLED**  
 LOOP is also available in a 100% recycled version: 85% of the material is made of production waste and the remaining 15% is derived from plastic bags.

## 100% RECYCLABLE

### ENVIRONMENTAL ASPECT

To meet the highest standards out-sider's products are made in Denmark. We aim for local production and low impact on the environment in terms of transport.

### PE MATERIAL & SURFACE

LOOP products are made of 100% recyclable polyethylene (PE). With an estimated lifespan of up to 30 years, out-sider's PE products can be incinerated or fully recycled in the production and molding of new PE products.

PE is well suited for hard use and outdoor areas. This material requires limited maintenance, it will stay fresh for many years. All surfaces are dirt-repellent as our product molds are treated with Teflon.



**100% RECYCLED**  
**TECHNICAL UNIVERSITY OF DENMARK (DTU)**

Photo: Bax Lindhardt






CIRCLE #135



CIRCLE #135



# CIRCLE SOCIAL SEATING

Informal stay, rest or movement in the city's spaces, green areas and schoolyards. Inviting to socialize and hang out.

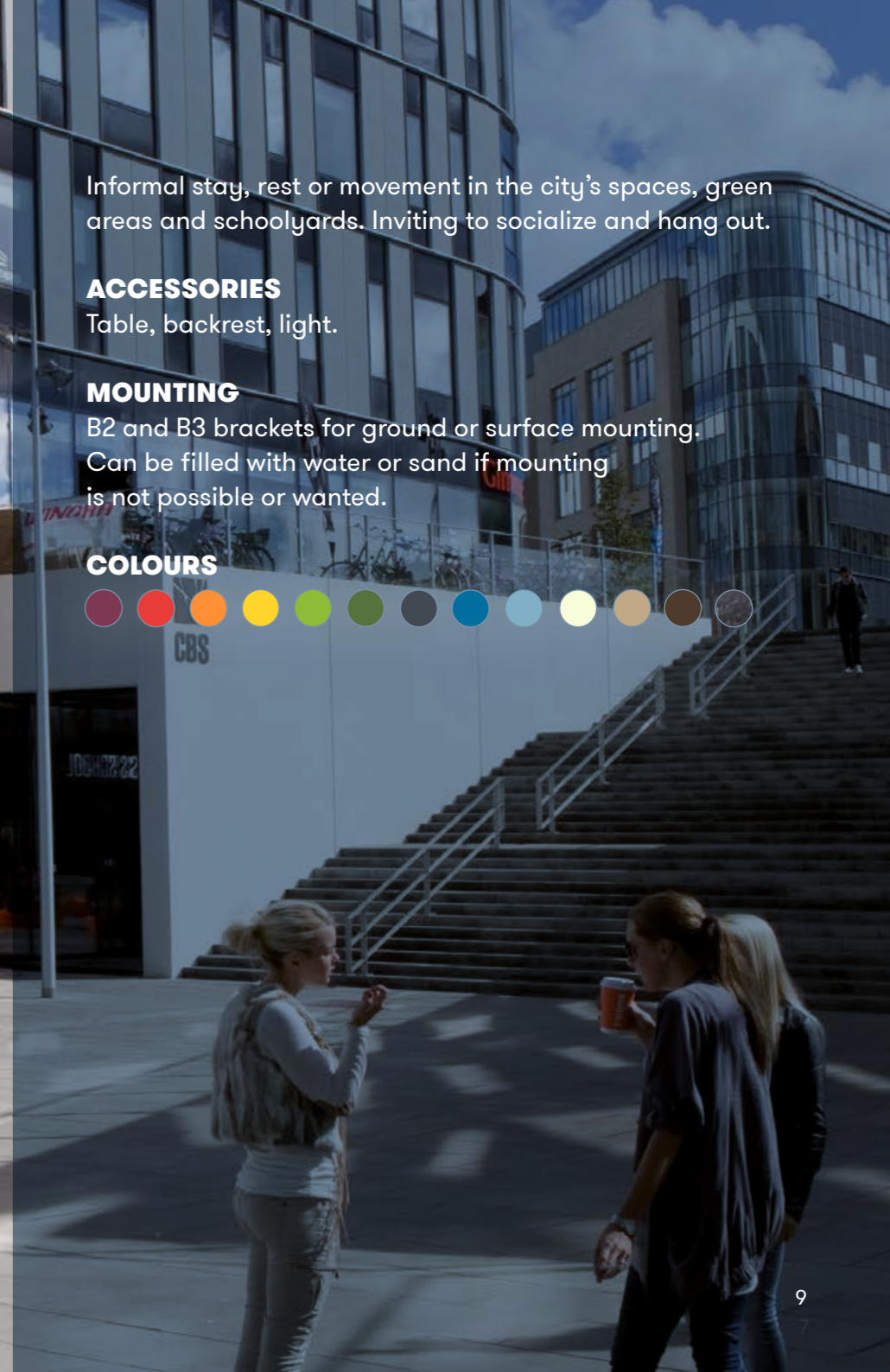
## ACCESSORIES

Table, backrest, light.

## MOUNTING

B2 and B3 brackets for ground or surface mounting. Can be filled with water or sand if mounting is not possible or wanted.

## COLOURS



CIRCLE #135





CIRCLE #135 + CONE BACKREST #169



CIRCLE #135 + TABLE #181



CIRCLE LIGHT #136



# TABLE, LIGHT & BACKREST

## ACCESSORIES FOR CIRCLE

**TABLE**  
Table for Circle. Table adds a new set of functions, creating a small, colourful bench-and-table set.  
Mounting: Free-standing, in-ground or surface mounting w. flange. Brackets are mounted on the product.



**CONE BACKREST**  
Cone works as a backrest when positioned in the middle of Circle. A plant can be placed in the center of Cone - or a top plate can cover the top. B13 assembles Circle and Cone Backrest. Cone can be filled with water or sand.



**CIRCLE LIGHT**  
Bench with integrated LED-light. Circle Light provides ambient light in the dark. Mounting: B2 and B3 brackets for ground or surface mounting.



**Please note:** Circle is not included for Table or Backrest - it needs to be ordered separately.

CIRCLE #135 + CONE BACKREST #169





ARC #137



ARC #137



ARC #137

# ARC, CORNER & LINE

## THE BUILDING SYSTEM

The 3 modules can be designed to work in lots of combinations of social seating. Squares, triangles, circles, curving snake etc. can be formed, used as a playfield, seating, sandbox, etc. The modules can also be used independently.

### ARC

The curved shape. 3 x Arc makes a circle Ø2.70m. 3 x Arc and 3 x Line makes a triangle. Several Arcs makes a snake.

### CORNER

The 90 degrees corner shape. 4 modules make a square. Combine Line with Corner to make a large playfield.

### LINE

The straight shape. Can be combined with Arc and Corner.

### ARMREST

Possible to place armrest between modules.

### ASSEMBLING & MOUNTING

The modules are assembled with B4 brackets. B2, B3, B5, B6 brackets for ground or surface mounting. Filled with water or sand, if mounting is not possible or wanted. Except Line which cannot stand alone unfastened or filled with water/sand.

### COLOURS



ARC w. ARMREST #137





PLAYFIELD #174



ARC #137 + LINE #140

# ARC, CORNER & LINE

## THE BUILDING SYSTEM

The 3 modules can be designed to work in lots of combinations of social seating. Squares, triangles, circles, curving snake etc. can be formed, used as a playfield, seating, sandbox, etc. The modules can also be used independently.

**ARC**  
The curved shape. 3 x Arc makes a circle Ø2.70m. 3 x Arc and 3 x Line makes a triangle. Several Arcs makes a snake.

**CORNER**  
The 90 degrees corner shape. 4 modules make a square. Combine Line with Corner to make a large playfield.

**LINE**  
The straight shape. Can be combined with Arc and Corner.

**ARMREST**  
Possible to place armrest between modules.

**ASSEMBLING & MOUNTING**  
The modules are assembled with B4 brackets. B2, B3, B5, B6 brackets for ground or surface mounting. Filled with water or sand, if mounting is not possible or wanted. Except Line which cannot stand alone unfastened or filled with water/sand.

**COLOURS**



LINE #140





CORNER #171

# ARC, CORNER & LINE

## THE BUILDING SYSTEM

The 3 modules can be designed to work in lots of combinations of social seating. Squares, triangles, circles, curving snake etc. can be formed, used as a playfield, seating, sandbox, etc. The modules can also be used independently.

### ARC

The curved shape. 3 × Arc makes a circle Ø2.70m. 3 × Arc and 3 × Line makes a triangle. Several Arcs makes a snake.

### CORNER

The 90 degrees corner shape. 4 modules make a square. Combine Line with Corner to make a large playfield.

### LINE

The straight shape. Can be combined with Arc and Corner.

### ARMREST

Possible to place armrest between modules.

### ASSEMBLING & MOUNTING

The modules are assembled with B4 brackets. B2, B3, B5, B6 brackets for ground or surface mounting. Filled with water or sand, if mounting is not possible or wanted. Except Line which cannot stand alone unfastened or filled with water/sand.

### COLOURS



CORNER #171 + LINE #140





UP #198

# HOPOP & UP

SIT & JUMP

Functional bollard inviting to sit, rest, play, and jump! Use it for group gatherings and create a positive and dynamic environment. Can be combined with any other product from LOOP family - consists of 3 different bollards and one with light.

### HOPOP

Cylindrical shapes of variable sizes at each end: Ø35 and Ø50cm. Can be positioned at customizable heights and in different sizes. Mounting: Anchored in concrete.

### HOPOP500

Cylindrical form, top: Ø50cm. Mounting: B8 and B9 brackets for ground or surface mounting. Filled with water or sand, if mounting is not possible or wanted.

### UP

Conical form, top: Ø54cm. Mounting: B15 and B16 brackets for ground or surface mounting.

### COLOURS



### HOPOP500 LIGHT

Cylindrical shape, top Ø50cm. In the daytime HopOp500 Light works as a seat, and in the evening it has an evenly suffused glow. Mounting: B8 and B9 brackets for ground or surface mounting.



HOPOP500 LIGHT #187





HOPOP #141



HOPOP500 #157

# HOPOP & UP

## SIT & JUMP

Functional bollard inviting to sit, rest, play, and jump! Use it for group gatherings and create a positive and dynamic environment. Can be combined with any other product from LOOP family - consists of 3 different bollards and one with light.

### HOPOP

Cylindrical shapes of variable sizes at each end: Ø35 and Ø50cm. Can be positioned at customizable heights and in different sizes. Mounting: Anchored in concrete.

### HOPOP500

Cylindrical form, top: Ø50cm. Mounting: B8 and B9 brackets for ground or surface mounting. Filled with water or sand, if mounting is not possible or wanted.

### UP

Conical form, top: Ø54cm. Mounting: B15 and B16 brackets for ground or surface mounting.

### COLOURS



### HOPOP500 LIGHT

Cylindrical shape, top Ø50cm. In the daytime HopOp500 Light works as a seat, and in the evening it has an evenly suffused glow. Mounting: B8 and B9 brackets for ground or surface mounting.







PICNIC H500 #172



# PICNIC H500 & PICNIC UP

EAT, TALK AND ENJOY!

PICNIC UP #201

The combination of Cone Table and 6 × HopOp500s or Ups provides new opportunities for creating small, informal seating groups.

Picnic H500: Cone Table + 6 × HopOp500

Picnic Up: Cone Table + 6 × Up

## MOUNTING

Cone Table and HopOp500/Up assemble using a B14 bracket bolting on the ground. The distance between table and seating is predefined with visible brackets.

Cone Table and HopOp500/Up can be individually mounted if individual distance between table and seating is wanted. Brackets: HopOp500: B8/B9, Up: B15/B16, Cone Table: B11.

## COLOURS







ARC #137 + HOPOP #157 + CONE TABLE/PLANTER #169



# CONE TABLE & PLANTER

SOCIAL SEATING  
IN A GREEN ENVIRONMENT

## CONE TABLE

Cone Table combined with Arc creates a wave of seating with tables. The table top for Cone is available in all colours - except recycled. Instead it is available in black.

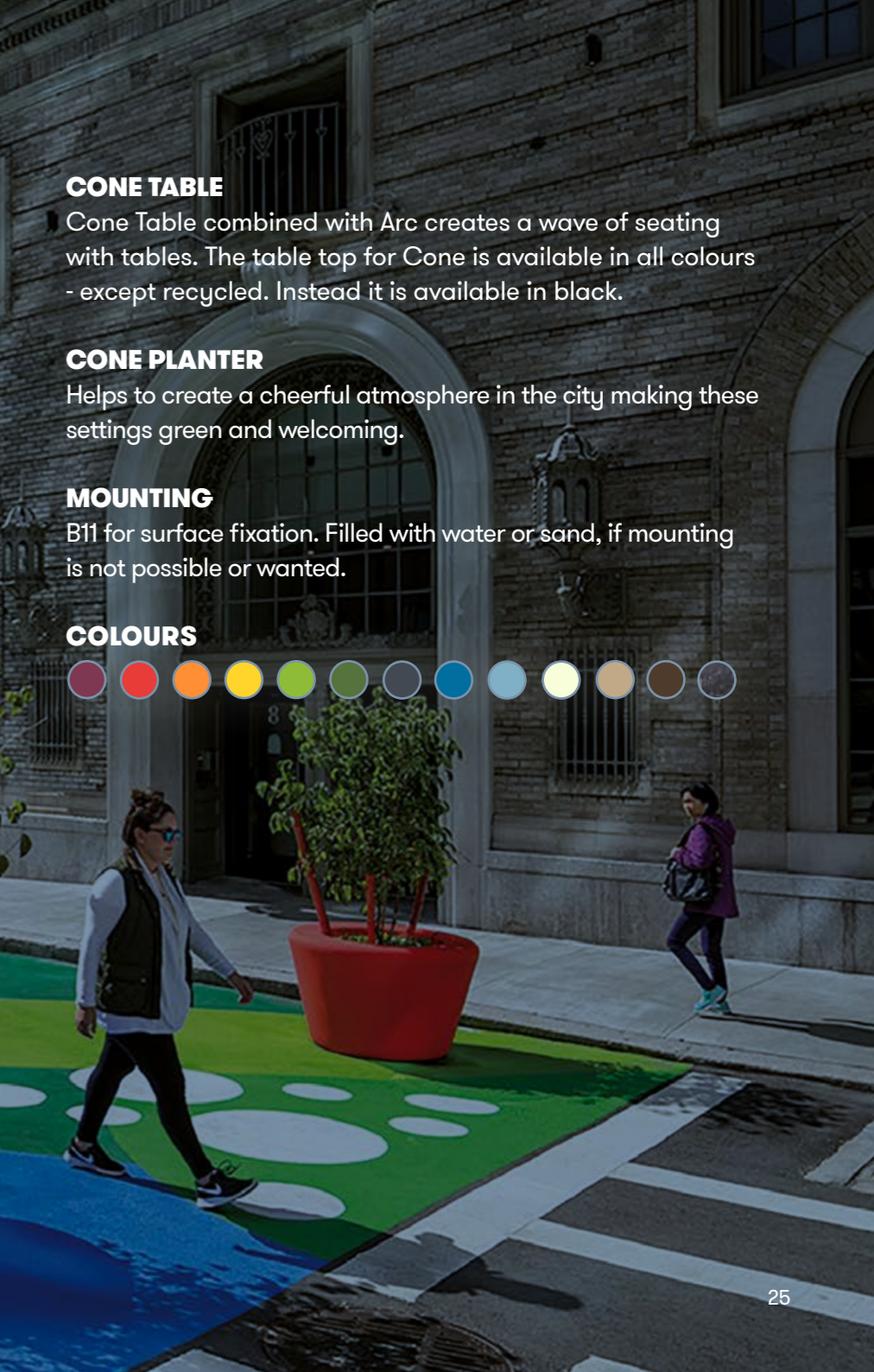
## CONE PLANTER

Helps to create a cheerful atmosphere in the city making these settings green and welcoming.

## MOUNTING

B11 for surface fixation. Filled with water or sand, if mounting is not possible or wanted.

## COLOURS







BOA #139



BOA #139



BOA #139

# BOA

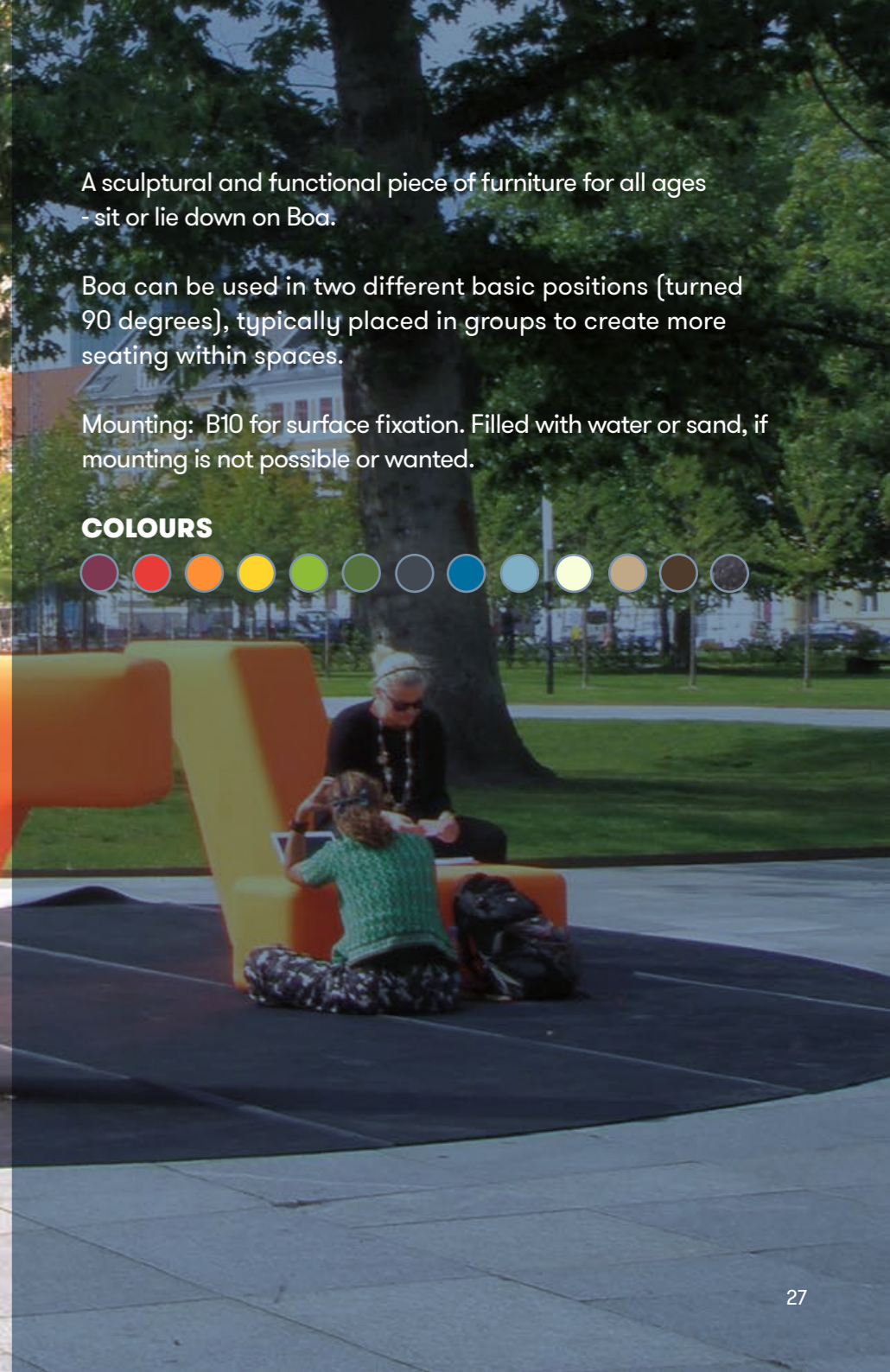
## HANG OUT AND RELAX

A sculptural and functional piece of furniture for all ages - sit or lie down on Boa.

Boa can be used in two different basic positions (turned 90 degrees), typically placed in groups to create more seating within spaces.

Mounting: B10 for surface fixation. Filled with water or sand, if mounting is not possible or wanted.

### COLOURS

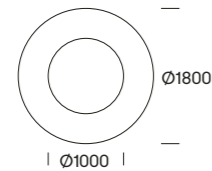




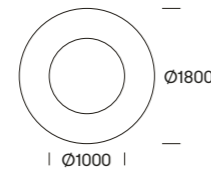
# DIMENSIONS

Download 2D + 3D drawings online: [www.out-sider.dk](http://www.out-sider.dk)

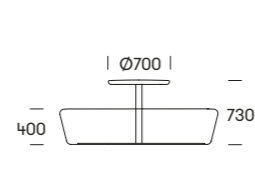
**CIRCLE**



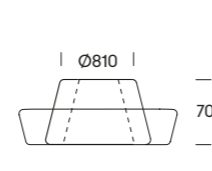
**CIRCLE LIGHT**



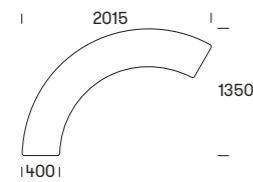
**CIRCLE WITH TABLE**



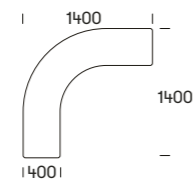
**CIRCLE WITH BACKREST**



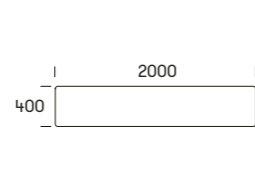
**ARC**



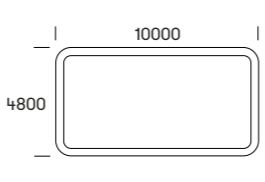
**CORNER**



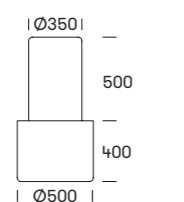
**LINE**



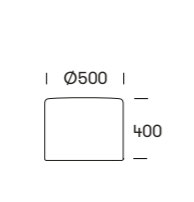
**PLAYFIELD**



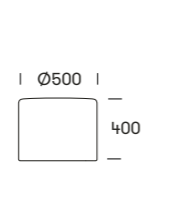
**HOPOP**



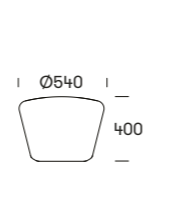
**HOPOP500**



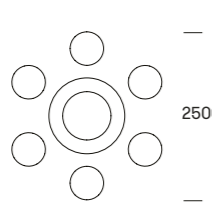
**HOPOP500 LIGHT**



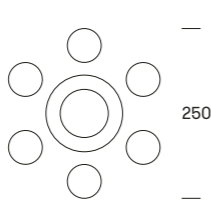
**UP**



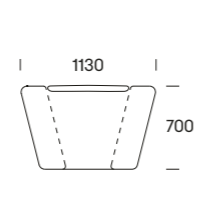
**PICNIC H500**



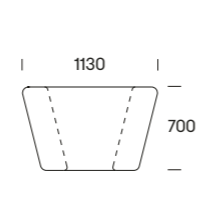
**PICNIC UP**



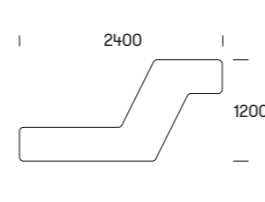
**CONE TABLE**



**CONE PLANTER**



**BOA**



# ViZU TOOL

Create your own design using ViZU  
- our 3d vizualisation tool online!



# COLOURS

Polyethylene colours - approx RAL

#1 RED RAL 3020			#9 PURPLE RAL 4004
#3 ORANGE RAL 2003			#15 PASTEL BLUE RAL 5024
#4 YELLOW RAL 1018			#17 BLUE RAL 5010
#2 LIME GREEN RAL 1207060			#16 MOKKA BROWN RAL 8028
#18 OLIVE GREEN RAL 6025			#13 GRAY RAL 7015
#50 WHITE RAL 9003			#11 SANDSTONE RAL 1019
			#20 RECYCLED ANTHRASITE

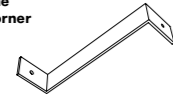


# INSTALLATION

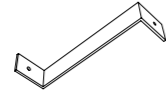
1. Fix the product with brackets - OR 2. Fill the product with water or sand

## 1. BRACKETS

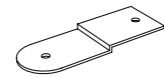
**B2 / 900 B021**  
Circle  
Arc  
Line  
Corner



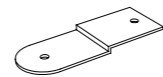
**B2 / 900 B020**  
Light



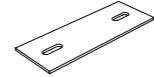
**B3 / 900 B031**  
Circle  
Arc  
Line  
Corner



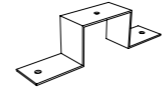
**B3 / 900 B030**  
Circle Light



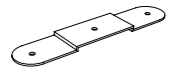
**B4 / 900 B040**  
Arc  
Line  
Corner



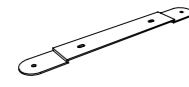
**B5 / 900 B051**  
Line



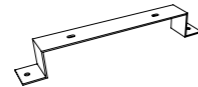
**B6 / 900 B061**  
Line



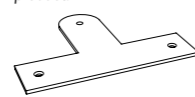
**B8 / 900 B081**  
HopOp500  
HopOp500 Light



**B9 / 900 B090**  
HopOp500  
HopOp500 Light



**B10 / 900 B100**  
Boa  
Please note: Bracket mounted  
on product!



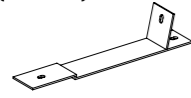
**B11 / 900 B110**  
Cone Table  
Cone Planter



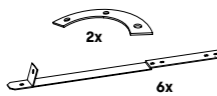
**B12 / 900 B120**  
Cone Backrest



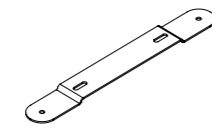
**B13 / 900 B130**  
Cone Backrest  
(with Circle)



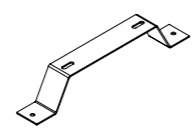
**B14 / 900 B141**  
Picnic H500  
Picnic Up



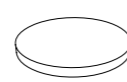
**B15 / 900 B150**  
Up



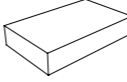
**B16 / 900 B160**  
Up



**R1 / 900 R100**  
Circle Light  
Arc  
Line  
Corner



**R2 / 900 R200**  
Circle



For full installation guide: Please see [www.out-sider.dk](http://www.out-sider.dk)

## 2. WATER OR SAND



# CLEANING

Bring LOOP FAMILY products back to life with high pressure cleaning!



### 1. Before cleaning

7 year old Circle placed in a park.



### 2. Spray with a basecleaner

Pre-paint cleaning agent. Let it soak for about five minutes.

### 3. Start high pressure cleaning

Use hot water.



### 4. End result

After cleaning, use a vinyl polish to add some shine to the product, the same as used for car interiors.



**DENMARK**

out-sider a/s  
www.out-sider.dk

**SWEDEN**

Kompan  
www.kompan.se

**NORWAY**

Wesp as  
www.wesp.no

**FINLAND**

Vitreo Oy  
www.vitreo.fi

**GERMANY & AUSTRIA**

UNION - FreiraumMobilier  
Eisen-Jäger Kiel GmbH  
www.union-freiraum.de

**THE NETHERLANDS**

Tjinco bv  
www.tjinco.nl

**BELGIUM & LUXEMBOURG**

PANACHE B.V.B.A  
www.panache-sstraatmeubilair.be

**FRANCE**

Concept Urbain  
www.concepturbain.com

**SWITZERLAND**

GTSM Magglingen AG  
www.gtsm.ch

**UK & IRELAND**

Artform Urban Furniture Ltd.  
www.artformurban.co.uk

**SLOVENIA**

CONA PLUS D.O.O  
www.conaplus.si

**CZECH REPUBLIC****HUNGARY****ROMANIA****SLOVAKIA****POLAND**

mmcité a.s.  
www.mmcite.com

**USA**

mmcité 7 LLC  
www.mmcite.com

**UAE**

axendo  
www.axendo.me

**outsider**  
RETHINK URBAN SPACE

**out-sider a/s**

Kigkurren 8A  
Islands Brygge  
2300 Copenhagen S  
Denmark

www.out-sider.dk  
sales@out-sider.dk  
+45 77 343 341